



Space Winders

MODEL **P**

MODEL **B**



Designed specifically for the rapid production of all types of single layer coils, these machines are being used for the winding of low inductance and resistor type components on flat, round or rectangular forms.

Standard equipment includes gears for one wire spacing; wire guide and winding finger; clock face counter; handwheel and pulley. For hand winding, a crank type wheel may be specified. This machine has an easily reset clock face counter, 0-100 and repeat. Also available at the same price is a 25 turn counter in $\frac{1}{4}$ turn increments. Two hand clock type counters of 2500 turns and 10000 turns are available at extra cost. While a predetermining counter may be installed on this machine, it is generally more economical to provide a stopping mechanism actuated directly by the rack. We are in a position to give you a prompt quotation on this or any other adaptation to your specific need. No spool holder or tension device is included with this machine, as these coils are generally wound with the wire fed through the operator's hand. If tensions are needed, they may be selected from our listings.

A manual reverse gear is available which permits feed in either direction, which makes it possible to wind transformer or layer wound bobbins on a laboratory basis of any length to 6".

SPECIFICATIONS

	Model B	Model P
Bench Space	8 x 14"	8 x 24"
Height	10"	10"
Maximum coil length	3 $\frac{1}{2}$ "	6 *
Maximum coil diameter**	3 $\frac{1}{2}$ "	3 $\frac{1}{2}$ "
Feed range, turns per inch	20 to 500	20 to 500
Feed range, 2:1 idler	10 to 1000	10 to 1000
Feed range, 3:1 idler	6 $\frac{2}{3}$ to 1500	6 $\frac{2}{3}$ to 1500

* May be increased by use of a longer bed.
 ** 5 $\frac{1}{2}$ " diameter maximum at slight additional cost.

CHICAGO PHONE
889-4142



COIL WINDING EQUIPMENT CO., OYSTER BAY, L. I., NEW YORK

Strip Winders



Pictured is our basic Strip Winding Head which may be mounted on most of the machines we manufacture, or is available separately to the customer's specifications.

Two sizes are available, the smaller accommodating flat or round strips up to $\frac{1}{2}$ " largest dimension, and the larger unit having a 1" capacity.


Separate collet type guides are used in this head which hold the strip rigidly as it is drawn through the head at the desired rate. The winding takes place against the polished collet nose, which acts as a guide at the point where the wire makes contact with the strip.

Accuracy of wire placement is limited only by the construction of the associated equipment. The supply spool is a standard size used by some wire suppliers, thus eliminating respooling. Concentric type construction permits balanced design, and straight through feeds permit winding of continuous lengths. Non-rotating strip eliminates whip. Wire smaller than .001" may be wound, and extremely small and fragile core materials can be accommodated.

In order to be certain that we are supplying you with equipment best suited to your needs, we would advise that any inquiry give as complete information as possible. The illustrations below will give some idea as to the application of this device.



MODEL P Winder with Strip Winding Head. Photograph shows a typical application using the 1" capacity head on the Model P Gear Box with special bed length and extra traverse to accommodate longer strips. Strips 3' long or longer can be accommodated.



MODEL B With Strip Winding Head, Roller Feed Box, and Special Take Up Drum for continuous winding on flexible cores. Space available for various cementing, drying and processing components.