SARKES TARZIAN SILICON REGULATORS, SUPPRESSORS

SILICON ZENER VOLTAGE REGULATORS

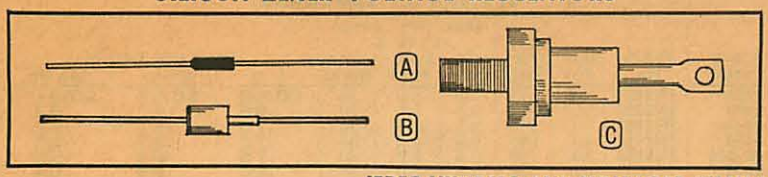

One series covers many JEDEC types. Meet or exceed all JEDEC requirements. Tolerance ±5%; available in ±10% and ±20%. To order, add voltage and tolerance letter to S-T No. (i.e.: .25T5.6A).

S-T Series	Fig.	Tol. ±5%	W.	Net Each, Lots of 1-24	25-99	100 Up
.25T	F	A	.25	$2.25	$1.93	$1.80
.4T	F	A, B	.4	2.50	2.15	2.00
1TA	G	A, B	1	1.95	1.67	1.56
10T	. . .	A, B	10	5.33	4.58	4.26

JEDEC NUMBERS AND VOLTAGES AVAILABLE

.25T (250 Mw)		.4T (400 Mw)		1TA Series (1 Watt)				10T Series (10 Watt)					
JEDEC No.	Zener Volts	JEDEC No.	Zener Volts	JEDEC No.	Zener Volts	JEDEC No.	Zener Volts	JEDEC No.	Zener Volts	JEDEC No.	Zener Volts	JEDEC No.	Zener Volts
1N708A	5.6	1N769A	23.5	1N3016B	6.8	1N1774A	13	1N1351A	10	1N1823A	27	1N2993B	43
1N709A	6.2	1N752A	5.6	1N3017B	7.5	1N1775A	15	1N1352A	11	1N1824A	30	1N2994B	45
1N710A	6.8	1N753A	6.2	1N3018B	8.2	1N1776A	16	1N1353A	12	1N1825A	33	1N2995B	47
1N711A	7.5	1N754A	6.8	1N3019B	9.1	1N1778A	20	1N1354A	13	1N1826A	36	1N2996B	50
1N712A	8.2	1N755A	7.5	1N3020B	10	1N1779A	22	1N1355A	15	1N1827A	39	1N2997B	51
1N713A	9.1	1N756A	8.2	1N3021B	11	1N1780A	24	1N1356A	16	1N1828A	43	1N2998B	52
1N714A	10	1N757A	9.1	1N3022B	12	1N1781A	27	1N1357A	18	1N1829A	47	1N2999B	56
1N715A	11	1N758A	10	1N3023B	13	1N1782A	30	1N1358A	20	1N1830A	51	1N3000B	62
1N716A	12	1N759A	12	1N3024B	15	1N1783A	33	1N1359A	22	1N1831A	56	1N3001B	68
1N717A	13	1N957B	6.8	1N3025B	16	1N1784A	36	1N1360A	24	1N1832A	62	1N3002B	75
1N718A	15	1N958B	7.5	1N3026B	18	1N1785A	39	1N1361A	27	1N1833A	68	1N3003B	82
1N719A	16	1N959B	8.2	1N3027B	20	1N1786A	43	1N1362A	30	1N1834A	75	1N3004B	91
1N720A	18	1N960B	9.1	1N3028B	22	1N1787A	47	1N1363A	33	1N1835A	82	1N3005B	100
1N721A	20	1N961B	10	1N3029B	24	1N1788A	51	1N1364A	36	1N1836A	91	1N3006B	105
1N722A	22	1N962B	11	1N3030B	27	1N1789A	56	1N1365A	39	1N2008A	100	1N3007B	110
1N723A	24	1N963B	12	1N3031B	30	1N1790A	62	1N1366A	43	1N2009A	110	1N3008B	120
1N724A	27	1N964B	13	1N3032B	33	1N1791A	68	1N1367A	47	1N2010A	120	1N3009B	130
1N725A	30	1N965B	15	1N3033B	36	1N1792A	75	1N1368A	51	1N2011A	130	1N3010B	140
1N726A	33	1N966B	16	1N3034B	39	1N1793A	82	1N1369A	56	1N2012A	150	1N3011B	150
1N727A	36	1N967B	18	1N3035B	43	1N1794A	91	1N1370A	62	1N2498A	10	1N3012B	160
1N728A	39	1N968B	20	1N3036B	47	1N1795A	100	1N1371A	68	1N2499A	11	1N3013B	175
1N729A	43	1N969B	22	1N3037B	51	1N1796A	110	1N1372A	75	1N2500A	12	1N3014B	180
1N730A	47	1N970B	24	1N3038B	56	1N1797A	120	1N1373A	82	1N2970B	6.8	1N3015B	200
1N731A	51	1N971B	27	1N3039B	62	1N1798A	130	1N1374A	91	1N2971B	7.5		
1N732A	56	1N972B	30	1N3040B	68	1N1799A	150	1N1375A	91	1N2972B	8.2		
1N733A	62	1N973B	33	1N3041B	75	1N1800A	160	1N1803A	5.6	1N2973B	9.1		
1N734A	68	1N974B	36	1N3042B	82	1N1801A	180	1N1804A	6.2	1N2974B	10		
1N735A	75	1N975B	39	1N3043B	91	1N1802A	200	1N1805A	6.8	1N2975B	11		
1N736A	82	1N976B	43	1N3044B	100			1N1806A	7.5	1N2976B	12		
1N737A	91	1N977B	47	1N3045B	110			1N1807A	8.2	1N2977B	13		
1N738A	100	1N978B	51	1N3046B	120			1N1808A	9.1	1N2978B	14		
1N739A	110	1N979B	56	1N3047B	130			1N1809A	110	1N2979B	15		
1N740A	120	1N980B	62	1N3048B	150			1N1810A	120	1N2980B	16		
1N741A	130	1N981B	68	1N3049B	160			1N1811A	130	1N2981B	17		
1N742A	150	1N982B	75	1N3050B	180			1N1812A	150	1N2982B	18		
1N743A	160	1N983B	82	1N3051B	200			1N1813A	160	1N2983B	19		
1N744A	180	1N984B	91	1N1765A	5.6			1N1814A	180	1N2984B	20		
1N745A	200	1N985B	100	1N1766A	6.2			1N1815A	200	1N2985B	22		
1N762A	5.8	1N986B	110	1N1767A	6.8			1N1816A	13	1N2986B	24		
1N763A	7.1	1N987B	120	1N1768A	7.5			1N1817A	15	1N2987B	25		
1N764A	8.8	1N988B	130	1N1769A	8.2			1N1818A	16	1N2988B	27		
1N765A	10.5	1N989B	150	1N1770A	9.1			1N1819A	18	1N2989B	30		
1N766A	12.8	1N990B	160	1N1771A	10			1N1820A	20	1N2990B	33		
1N767A	15.8	1N991B	180	1N1772A	11			1N1821A	22	1N2991B	36		
1N768A	19	1N992B	200	1N1773A	12			1N1822A	24	1N2992B	39		

VR SERIES ECONOMY ZENER REGULATORS

One watt zener regulators in rugged plastic case, recommended for use in all ¼, 0.4, ½ and 1 watt applications. Add suffix **A** for ±5% tolerance, **B** for ±20% (±10% standard).

S-T No.	Zener Volts*	S-T No.	Zener Volts*	S-T No.	Zener Volts*	S-T No.	Zener Volts*	S-T No.	Zener Volts*
VR6	6	VR14	14	VR33	33	VR80	80	VR130	130
VR7	7	VR18	18	VR39	39	VR90	90	VR150	150
VR8.5	8.5	VR20	20	VR47	47	VR105	105	VR160	160
VR10	10	VR24	24	VR56	56	VR110	110	VR180	180
VR12	12	VR28	28	VR67	67	VR120	120	VR200	200

*Avalanche volts.

Prefix	Tol.	Suffix	Net Each, Lots of 1-24	25-99	100 Up
VR	±5%	A	$1.00	$0.86	$0.80
	±10%	. . . .	.95	.80	.75
	±20%	B	.85	.73	.68

KLIPVOLT TRANSIENT VOLTAGE SUPPRESSORS

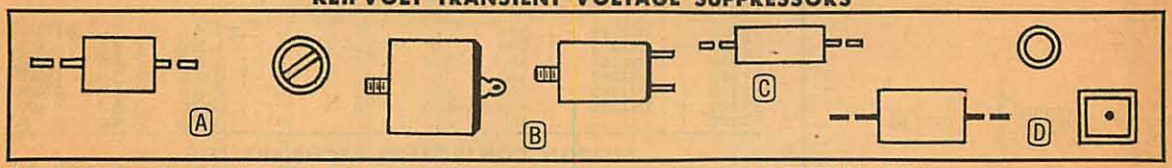

Can handle transient peak voltages at least double steady state rating. Non-polarized, AC or DC; polarized, DC only. Higher voltage and 3-ph. models available. Figs. C and D are sealed types.

NON-POLARIZED TYPE

A—Max. rms Volts, B—Max. Discharge Current (Amps), C—Min. rms Volts, D—Figure.

S-T No.	A	B	C	D	Net Each, Lots of 1-9	10-99	100 Up
S-249	52	.200	27	A	$0.42	$0.38	$0.34
S-249C	52	.200	27	C	.87	.78	.70
S-250	52	.700	27	B	.55	.50	.44
S-250C	52	.700	27	D	1.60	1.44	1.28
S-251	78	.200	53	A	.48	.43	.38
S-251C	78	.200	53	C	.93	.84	.74
S-252	78	.700	53	B	.65	.59	.53
S-252C	78	.700	53	D	1.70	1.53	1.36
S-253	104	.200	79	A	.54	.49	.43
S-253C	104	.200	79	C	.99	.89	.79

POLARIZED TYPE

A—Max. DC Blocking Volts, B—Max. Discharge Current (Amps), C—Min. DC Volts, D—Figure.

A	B	C	S-T No.	D	Net Each, Lots of 1-9	10-99	100 Up	S-T No.	D	Net Each, Lots of 1-9	10-99	100 Up
22	.250	15	S-235	A	$0.36	$0.33	$0.29	S-235C	C	$0.81	$0.73	$0.65
22	.850	15	S-236	B	.55	.50	.44	S-236C	D	1.60	1.44	1.28
44	.250	23	S-237	A	.36	.33	.29	S-237C	C	.81	.73	.65
44	.850	23	S-238	B	.55	.50	.44	S-238C	D	1.60	1.44	1.28
66	.250	45	S-239	A	.39	.35	.31	S-239C	C	.84	.76	.67
66	.850	45	S-240	B	.50	.45	.40	S-240C	D	1.55	1.40	1.24
88	.250	67	S-241	A	.42	.38	.34	S-241C	C	.87	.78	.70
88	.850	67	S-242	B	.55	.50	.44	S-242C	D	1.60	1.44	1.28
110	.250	89	S-243	A	.45	.41	.36	S-243C	C	.90	.81	.72
110	.850	89	S-244	B	.60	.55	.48	S-244C	D	1.65	1.49	1.32
132	.250	111	S-245	A	.48	.43	.38	S-245C	C	.93	.84	.74
132	.850	111	S-246	B	.65	.59	.52	S-246C	D	1.70	1.53	1.36
154	.250	133	S-247	A	.51	.46	.41	S-247C	C	.96	.86	.77
154	.850	133	S-248	B	.70	.63	.56	S-248C	D	1.75	1.58	1.40

SARKES TARZIAN SILICON AVALANCHE RECTIFIERS

All Sarkes Tarzian silicon rectifiers are now designed so avalanche current flows through junction and not across surface when high voltage is applied. Cycles in and out of avalanche region to full limit of thermal capacity for dissipation of heat losses. Transient voltage failures are virtually eliminated for high reliability. **Available from 0.5 amp through 350 amps.**

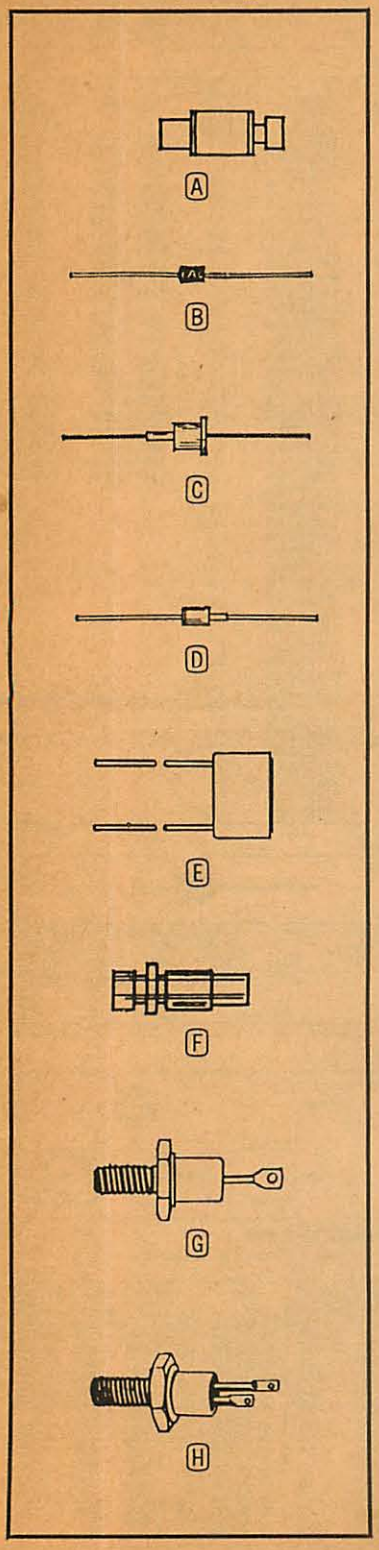

LOW CURRENT RECTIFIERS

M SERIES 0.5 AMP (FIG. A)

S-T No.	JEDEC No.	Max. PIV	Max. RMS Volts	Max. Cur., Amps at 100° C* DC Load	Recur. Peak	4MS Surge	Net Each, Lots of 1-24	25-99	100 Up
10M	1N1081	100	70	0.5	5.0	30	$0.60	$0.55	$0.51
20M	1N1082	200	140	0.5	5.0	30	.65	.57	.53
30M	1N1083	300	210	0.5	5.0	30	.70	.61	.57
40M	1N1084	400	280	0.5	5.0	30	.75	.63	.59
M-500	1N1084	400	280	0.5	5.0	30	.75	.63	.59
50M	.....	500	350	0.5	5.0	30	.80	.69	.64
60M	.....	600	420	0.5	5.0	30	.85	.70	.66

F SERIES 0.75 AMP (FIG. B)

F-2	1N2482	200	140	0.75	5.0	75	$0.35	$0.32	$0.29
F-4	1N2483	400	280	0.75	5.0	75	.40	.36	.33
F-6	1N2484	600	420	0.75	5.0	75	.45	.40	.37
F-8	.....	800	560	0.75	5.0	75	.60	.49	.46

H SERIES 0.75 AMP (FIG. C)

10H	.....	100	70	0.75	5.0	75	$0.35	$0.33	$0.31
20H	1N2485	200	140	0.75	5.0	75	.40	.36	.33
30H	1N2486	300	210	0.75	5.0	75	.44	.39	.36
40H	1N2487	400	280	0.75	5.0	75	.45	.40	.37
50H	1N2488	500	350	0.75	5.0	75	.50	.43	.40
60H	1N2489	600	420	0.75	5.0	75	.55	.45	.42
80H	.....	800	560	0.75	5.0	75	.95	.80	.75

C SERIES 0.75 AMP (FIG. D)

10C	1N2610	100	70	0.75	.....	.....	$0.35	$.033	$0.31
20C	1N2611	200	140	0.75	.....	.....	.40	.36	.33
30C	1N2612	300	210	0.75	.....	.....	.44	.39	.36
40C	1N2613	400	280	0.75	.....	.....	.45	.40	.37
50C	1N2614	500	350	0.75	.....	.....	.50	.43	.40
60C	1N2615	600	420	0.75	.....	.....	.55	.45	.42
80C	1N2616	800	560	0.75	.....	.....	.95	.80	.75

ST1 SERIES 0.625 AMP (FIG. E)

ST12	.....	200	140	0.625	5	75	$0.35	$0.32	$0.29
ST14	.....	400	280	0.625	5	75	.40	.36	.33
ST16	.....	600	420	0.625	5	75	.45	.40	.37
ST18	.....	800	560	0.625	.....	.....	.60	.49	.46

*In most cases based on proper heat sink to limit case temperature rise to 60° C.

MEDIUM CURRENT RECTIFIERS

B SERIES 1.6 AMPS (FIG. C)

S-T No.	JEDEC No.	Max. PIV	Max. RMS Volts	DC Load, Amps	Recur. Peak, Amps	Net Each, Lots of 1-24	25-99	100 Up
20B	.....	200	140	1.6	9.6	$1.05	$0.89	$0.83
40B	.....	400	280	1.6	9.6	1.25	1.07	1.00
60B	.....	600	420	1.6	9.6	1.50	1.27	1.19
80B	.....	800	560	1.6	9.6	1.80	1.55	1.44

LA SERIES 2 AMPS (FIG. F)

10LA	1N1085A	100	70	2.0	30	$3.34	$2.86	$2.66
20LA	1N1086A	200	140	2.0	30	4.00	3.43	3.20
30LA	1N1087A	300	210	2.0	30	4.67	4.00	3.73
40LA	1N1088A	400	280	2.0	30	5.35	4.67	4.27
50LA	.....	500	350	2.0	30	5.87	5.03	4.70
60LA	.....	600	420	2.0	30	6.45	5.52	5.15

H3 SERIES 6 AMPS (FIG. G)

Add suffix **N** for negative or **P** for positive base. Add **R** to JEDEC type for negative base.

10H3	1N1342	100	70	6	35	$1.20	$1.03	$0.96
20H3	1N1344	200	140	6	35	1.25	1.07	1.00
30H3	1N1345	300	210	6	35	1.55	1.33	1.24
40H3	1N1346	400	280	6	35	1.95	1.67	1.56
50H3	1N1347	500	350	6	35	2.35	2.10	1.88
60H3	1N1348	600	420	6	35	2.70	2.32	2.16
80H3	.....	800	560	6	35	3.20	2.76	2.58

ST2 SERIES 12 AMP (FIG. G)

Add suffix **N** for negative base or **P** for positive base.

ST210	1N1200	100	70	12	70	$1.45	$1.26	$1.17
ST220	1N1202	200	140	12	70	1.55	1.32	1.23
ST230	1N1203	300	210	12	70	1.85	1.59	1.48
ST240	1N1204	400	280	12	70	2.35	2.00	1.87
ST250	1N1205	500	350	12	70	2.60	2.20	2.06
ST260	1N1206	600	420	12	70	3.30	2.83	2.64
ST280	.....	800	560	12	70	3.95	3.40	3.18

SILICON CONTROLLED RECTIFIERS (FIG. H)

Four-layer, three-junction devices for switching and power control. Size, 1¼" overall l. Series 3TCR, 3 amps DC: Series 5TCR, 5 amps DC.

S-T No.	Max. PIV	Net Each, Lots of 1-24	25-99	100 Up	S-T No.	Max. PIV	Net Each, Lots of 1-24	25-99	100 Up
3TCRA	25	$2.80	$2.39	$2.22	5TCRA	25	$4.00	$3.43	$3.20
3TCRB	50	2.90	2.46	2.30	5TCRB	50	4.70	4.05	3.77
3TCRC	100	3.00	2.55	2.39	5TCRC	100	4.85	4.15	3.86
3TCRD	150	3.05	2.62	2.44	5TCRD	150	4.95	4.23	3.94
3TCRE	200	3.25	2.80	2.60	5TCRE	200	5.10	4.38	4.08
3TCRF	250	4.05	3.50	3.25	5TCRF	250	5.95	5.10	4.24
3TCRG	300	4.20	3.58	3.33	5TCRG	300	6.05	5.16	4.81
3TCRH	400	4.65	3.98	3.70	5TCRH	400	6.50	5.57	5.18
3TCRI	500	6.95	5.97	5.55	5TCRI	500	8.80	7.55	7.03

GATE TURNOFF TYPE

Class X and Y prices available on request.

3GCRCZ	100	$ 7.35	$ 6.27	$5.86	3GCRFZ	250	$17.90	$15.36	14.35
3GCRDZ	150	10.10	8.63	8.07	3GCRGZ	300	24.60	21.10	19.69
3GCREZ	200	13.75	11.79	11.00	3GCRHZ	400	31.50	27.00	25.20

SARKES TARZIAN SILICON RECTIFIERS

HIGH VOLTAGE, AXIAL LEAD SILICON CARTRIDGE RECTIFIERS (FIG. A)

JEDEC No.	S-T No.	PIV	Max. RMS Volts*	Max. Avg. Rect. Current, Ma at 25° C	100° C	Size, In. Lgth. x Dia.	Lead Lgth., In.	Net Each, Lots of 1-24	25-99	100 Up
1N1730	S-5518	1000	700	200	100	.5 x .375	2½	$2.10	$1.79	$1.67
1N1731	S-5519	1500	1050	200	100	.5 x .375	2½	2.10	1.79	1.67
1N1732	S-5520	2000	1400	200	100	1 x .375	2½	2.90	2.50	2.33
1N1733	S-5521	3000	2100	150	75	1 x .375	2½	4.15	3.57	3.34
1N1734	S-5522	5000	3500	100	50	1 x .375	2½	5.00	4.29	4.00
1N2373	S-5523	600	420	250	100	.5 x .375	2½	1.25	1.07	1.00
1N2374	S-5524	1000	700	250	100	.5 x .375	2½	2.10	1.79	1.67
1N2375	S-5525	1500	1050	200	100	.5 x .375	2½	2.10	1.79	1.67
1N2376	S-5526	2000	1400	200	100	.9 x .375	2½	2.90	2.50	2.33
1N2377	S-5527	2400	1680	150	75	.9 x .375	2½	3.35	2.86	2.66
1N2378	S-5528	3000	2100	150	75	1 x .375	2½	4.20	3.58	3.34
1N2379	S-5529	4000	2800	100	50	1.25 x .375	2½	5.00	4.30	4.00
1N2380	S-5530	6000	4200	100	50	2.5 x .375	2½	7.10	6.08	5.66
1N2381	S-5531†	10000	7000	75	25	2.5 x .375	2½	11.40	9.65	9.00
1N2382	S-5532	4000	2800	150	75	1 x .375	2½	5.00	4.29	4.00
1N2383	S-5533†	6000	4200	100	50	1.5 x .375	2½	7.10	6.08	5.66
1N2384	S-5534†	8000	5600	70	35	1.5 x .375	2½	7.50	6.43	6.00
1N2385	S-5535†	10000	7000	70	35	2 x .375	2½	9.15	7.86	6.00

*Derate 50% for capacitive load in half-wave circuits. †Ferrule mounting.

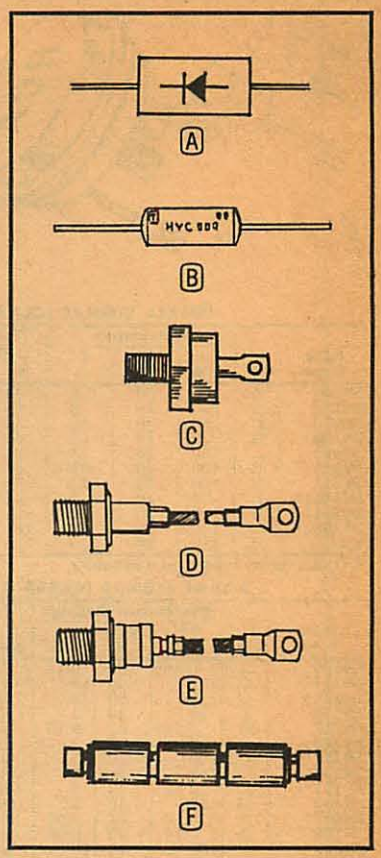

HVC SERIES HIGH VOLTAGE, AXIAL LEAD SILICON CARTRIDGE RECTIFIERS (FIG. B)

Epoxy-sealed phenolic tube construction with 2" lg. (min.) axial leads.

S-T No.	Max. PIV	Max. Avg. Rect. Cur. (55° C), mA	Max. Fwd. V Drop at Rtd. Cur.	Body Size, In. Dia. x Lgth.	Net Each, Lots of 1-24	25-99	100 Up
HVC180	1800	250	4 VDC	.375 x 9/16	$ 3.35	$ 2.86	$ 2.66
HVC240	2400	250	5 VDC	.375 x 11/16	3.60	3.08	2.87
HVC300	3000	200	6 VDC	.375 x ¾	3.85	3.28	3.07
HVC400	4000	200	8 VDC	.375 x ⅞	4.00	3.44	3.20
HVC500	5000	200	10 VDC	.375 x 1	4.15	3.67	3.34
HVC600	6000	150	12 VDC	.375 x 1 1/16	4.55	3.92	3.66
HVC650	6500	150	13 VDC	.375 x 1 3/16	5.00	4.29	4.00
HVC750	7500	150	15 VDC	.375 x 1 5/16	5.40	4.64	4.34
HVC840	8400	100	16 VDC	.375 x 1 3/8	5.85	5.00	4.66
HVC960	9600	100	18 VDC	.375 x 1½	6.65	5.72	5.34
HVC1000	10000	100	20 VDC	.375 x 1¾	7.10	6.07	5.66
HVC1200	12000	75	22 VDC	.375 x 1 15/16	8.35	7.15	6.66
HVC1500	15000	75	25 VDC	.375 x 2 5/16	10.40	8.94	8.34
HVC1800	18000	75	30 VDC	.375 x 2 5/8	12.50	10.70	10.00
HVC2100	21000	50	35 VDC	.375 x 3	14.60	12.50	11.67
HVC2500	25000	50	40 VDC	.375 x 3½	17.50	15.00	14.00
HVC3000	30000	50	50 VDC	.375 x 4 1/16	20.80	17.90	16.70

HIGH CURRENT, HERMETICALLY SEALED RECTIFIERS

Stud base, hermetically sealed rectifiers. Add suffix **N** for negative base (anode) or suffix **P** for positive base (cathode).

ST3 SERIES 25 AMP (FIG. C)

S-T No.	JEDEC No.	Max. PIV	Max. RMS Volts	DC Amps	Net Each, Lots of 1-24	25-99	100 Up
ST3A10	.....	100	70	25	$2.20	$1.90	$1.73
ST3A20	.....	200	140	25	2.45	2.10	1.96
ST3A30	.....	300	210	25	2.85	2.44	2.28
ST3A40	.....	400	280	25	3.15	2.70	2.52
ST3A50	.....	500	350	25	3.50	2.98	2.78
ST3A60	.....	600	420	25	3.80	3.28	3.06
ST3A80	.....	800	560	25	4.55	3.90	3.62

ST4 SERIES 35 AMP (FIG. C)

ST410	1N1184	100	70	35	$2.60	$2.22	$2.06
ST420	1N1186	200	140	35	3.10	2.66	2.48
ST430	1N1187	300	210	35	3.55	3.04	2.84
ST440	1N1188	400	280	35	4.45	3.82	3.56
ST450	1N1189	500	350	35	5.35	4.59	4.27
ST460	1N1190	600	420	35	6.40	5.50	5.14
ST480	.....	800	560	35	8.65	7.40	6.90

ST5 SERIES 50 AMP (FIG. D)

ST510	.....	100	70	50	$ 9.00	$ 7.71	$ 7.20
ST520	.....	200	140	50	9.95	8.54	7.97
ST530	.....	300	210	50	13.35	11.42	10.68
ST540	.....	400	280	50	15.80	13.50	12.60
ST550	.....	500	350	50	18.30	15.70	14.65
ST560	.....	600	420	50	20.20	17.31	16.19
ST580	.....	800	560	50	23.60	20.20	18.82

ST6 SERIES 100 AMP (FIG. D)

ST610	.....	100	70	100	$11.20	$ 9.60	$ 8.96
ST620	.....	200	140	100	12.20	10.45	9.79
ST630	.....	300	210	100	13.40	11.76	10.95
ST640	.....	400	280	100	18.80	16.07	15.00
ST650	.....	500	350	100	24.25	20.78	19.40
ST660	.....	600	420	100	28.50	24.40	22.80
ST680	.....	800	560	100	34.00	29.10	27.20

ST7 SERIES 160 AMP (FIG. E)

S-T No.	JEDEC No.	Max. PIV	Max. RMS Volts	DC Amps	Net Each, Lots of 1-24	25-99	100 Up
ST710	1N3261	100	70	160	$12.90	$11.09	$10.32
ST720	1N3263	200	140	160	14.50	12.40	11.58
ST730	1N3265	300	210	160	15.80	13.50	12.60
ST740	1N3267	400	280	160	20.20	17.80	16.60
ST750	1N3268	500	350	160	28.45	24.38	22.75
ST760	1N3269	600	420	160	34.60	29.60	27.65
ST770	1N3270	700	490	160	38.00	32.50	29.00
ST780	1N3271	800	560	160	41.50	35.50	33.05

ST9 SERIES 250 AMP (FIG. E)

ST910	1N3162	100	70	250	$14.20	$12.19	$11.36
ST920	1N3164	200	140	250	15.80	13.50	12.60
ST930	1N3166	300	210	250	17.10	15.00	14.00
ST940	1N3168	400	280	250	24.40	20.95	19.52
ST950	1N3169	500	350	250	32.60	27.95	26.10
ST960	1N3170	600	420	250	42.40	36.20	33.80
ST970	1N3171A	700	490	250	50.80	43.50	40.51
ST980	1N3172A	800	560	250	61.90	53.00	49.40

ST20 SERIES 350 AMP (FIG. E)

ST2010	.....	100	70	350	$33.40	$28.60	$26.65
ST2020	.....	200	140	350	47.35	40.50	37.80
ST2030	.....	300	210	350	56.70	48.60	45.40
ST2040	.....	400	280	350	68.20	58.50	54.50
ST2050	.....	500	350	350	81.50	69.90	65.20
ST2060	.....	600	420	350	98.00	84.00	78.40
ST2070	.....	700	490	350	111.25	95.50	89.00
ST2080	.....	800	560	350	134.00	114.80	107.00

HIGH VOLTAGE SM SERIES (FIG. F)

S-T No.	JEDEC No.	Max. PIV	Max. RMS Volts	DC Load Amps	Recur. Peak Amps	Net Each, Lots of 1-24	25-99	100 Up
80SM	1N1108	800	560	.45	4.5	$3.15	$2.71	$2.54
120SM	1N1109	1200	840	.425	4.25	4.00	3.43	3.20
160SM	1N1110	1600	1120	.4	4.0	4.75	4.15	3.86
200SM	1N1111	2000	1400	.375	3.75	5.65	4.86	4.53
240SM	1N1112	2400	1680	.35	3.5	6.50	5.57	5.20
280SM	1N1113	2800	1960	.325	3.25	7.35	6.30	5.87