


JIM LANSING

signature



*loudspeakers
speaker systems
speaker enclosures*



**MODEL
D130**

CONE TYPE DRIVER UNITS

Imaginatively designed, carefully engineered, precision made... Jim Lansing Signature cone type loudspeakers are famed for their high electrical and acoustical efficiency, which can be directly attributed to a combination of tight electrical and mechanical coupling. Tight electrical coupling results from high flux density, close voice coil tolerances, and the use of edge-wound wire ribbon in the voice coils. Rigid mechanical coupling is achieved by use of a 4" voice coil with a 4" center dome attached directly to it. Magnets are Alnico V; frames are rigid aluminum castings.

only JIM LANSING SIGNATURE speakers are made with 4" voice coils

LOW FREQUENCY DRIVERS

for precision low end reproduction



15" 130A & 130B Designed for Signature Divided Network Systems with crossover at 1200 c.p.s., the 130 Low Frequency Speakers are similar to the D130 Extended Range Units. Copper ribbon voice coils.

Voice Coil Diameter .4"	Outside Diameter .15 $\frac{1}{16}$ "
Power Input .25 Watts	Depth .5 $\frac{5}{8}$ "
Impedance 130A-16 Ohms	Field Permanent Magnet
130B-32 Ohms	Shipping Weight .23 lbs.
Free Cone Resonance .36 c.p.s.	USER NET. \$72.75



15" 150-4 SERIES Made with straight-sided cone and 4" voice coil for a piston assembly of maximum rigidity, 150-4 drivers are designed for use in systems with 500 cycle crossover.

Voice Coil Diameter .4"	Outside Diameter .15 $\frac{1}{16}$ "
Power Input .30 Watts	Depth .6"
Impedance 150-4-32 Ohms	Field Permanent Magnet
150-4C-16 Ohms	Shipping Weight .25 lbs.
Free Cone Resonance .39 c.p.s.	USER NET. \$114.00

EXTENDED RANGE SPEAKERS

Linearly flat response, exceptional reproduction of transients, superiority in the "presence" range distinguish Jim Lansing Signature Extended Range Units. The 4" aluminum ribbon voice coil and 4" dural center dome stiffen the piston assembly for production of crisp, clean bass... smooth, extended highs free from spurious effects. By using a curvilinear cone it is possible to make a shallow piston assembly which, in turn, permits a better distribution of highs than would a deep cone. Signature Extended Range Speakers reproduce verbatim every frequency recorded on the finest modern transcriptions.

15" D130 Your basic loudspeaker—the first component to buy when you begin—it need never be superseded. Excellent alone, your D130 later serves as a low frequency unit in your Signature divided network system.



12" D131 In a class by itself—superlative quality, design, construction—the D131 is the finest 12" speaker made anywhere.



12" D123 An Extended Range Speaker of radical new design, the 123 is extremely shallow and compact so that it can be mounted between studding, flush with the surface of any standard wall or partition.



8" D208. The only 8" speaker made with an edge-wound aluminum ribbon voice coil, the D208 is a true high fidelity transducer.

Voice Coil Diameter .4"
Power Input .25 Watts
Impedance .16 Ohms
Free Cone Resonance .37 c.p.s.
Outside Diameter .15 $\frac{1}{16}$ "
Depth .5 $\frac{5}{8}$ "
Field Permanent Magnet
Shipping Weight .23 lbs.
USER NET. \$76.00

Voice Coil Diameter .4"
Power Input .20 Watts
Impedance .16 Ohms
Free Cone Resonance .39 c.p.s.
Outside Diameter .12 $\frac{1}{8}$ "
Depth .5"
Field Permanent Magnet
Shipping Weight .22 lbs.
USER NET. \$72.00

Voice Coil Diameter .3"
Power Input .20 Watts
Impedance .16 Ohms
Free Cone Resonance .40 c.p.s.
Outside Diameter .12 $\frac{1}{8}$ "
Depth .3 $\frac{3}{8}$ "
Field Permanent Magnet
Shipping Weight .12 lbs.
USER NET. \$54.50

Voice Coil Diameter .2"
Power Input .12 Watts
Impedance D208-8 Ohms
D216-16 Ohms
Free Cone Resonance .55 c.p.s.
Outside Diameter .8 $\frac{1}{4}$ "
Depth .2 $\frac{7}{8}$ "
Field Permanent Magnet
Shipping Weight .6 lbs.
USER NET. \$25.92

HIGH FREQUENCY DRIVERS...EXPONENTIAL HORNS...KOUSTICAL LENSES AND ASSEMBLIES

High frequency drivers which bear the name "Jim Lansing Signature" are preferred for their exceptional handling of transients, their remarkable presence, their precision construction. Diaphragms are made of hydraulically formed aluminum. Phasing plugs are machined to micrometric dimensions from solid billets of absolutely pure iron. Exponential horns for use with these drivers are made of cast aluminum machined to very close tolerances. Signature Koustical Lenses provide the best solution to the problem of high frequency beaming. They are not subject to phase interference, present in all types of horns including multi-cellular. Sound is distributed smoothly over a solid wide angle to all points in the listening area with equal intensity regardless of frequency.

175 DLH DRIVER-HORN-LENS HIGH FREQUENCY ASSEMBLY

This is the first assembly ever placed on the high fidelity market to incorporate a true acoustic lens. The lens consists of 14 separate elements and distributes sound smoothly over a 90° solid angle. Designed for 1200 cycle crossover; used principally in the 050 and 001 Signature Systems. Driver impedance, 16 ohms; power input, 25 watts above 1200 c.p.s.; field, permanent magnet; index of refraction, 1.3; horn throat diameter, 1"; mounting hole diameter, 5 $\frac{3}{8}$ "; overall length, 11 $\frac{1}{2}$ "; shipping weight, 12 lbs.

USER NET. \$118.50

175 DRIVER ALONE. \$87.00

375 HIGH FREQUENCY DRIVER

Based upon designs used for the most up-to-date theater equipment, the Signature 375 provides unequalled smooth response above 300 c.p.s. Voice coil and aluminum diaphragm assembly has a diameter of 4", impedance, 16 ohms; power input, 60 watts (above 300 c.p.s.); field, permanent magnet; flux density, over 20,000 gauss; diameter, 7"; depth, 5 $\frac{3}{8}$ "; shipping weight, 31 lbs.

USER NET. \$186.00



537-500 HORN-LENS ASSEMBLY


This is a round exponential horn and Koustical Lens assembly for use with the 375 driver. The horn is 12" long, has a throat diameter of 2", and weighs 11 pounds. The lens is composed of 19 separate elements, distributes sound over a 58° solid angle, and absorbs less than 1% of total power transmitted to the air. It has a diameter of 13 $\frac{1}{2}$ ", is 3 $\frac{3}{4}$ " long, and weighs 22 pounds. Combined length of the assembly is 17", and combined shipping weight is 37 pounds.



USER NET. \$87.00

537-509 HORN-LENS ASSEMBLY

The exponential horn in this assembly has a rectangular cross-section. This permits its use with the serpentine Koustical Lens, similar to the lens built into The Hartsfield. It provides wide horizontal and narrow vertical coverage in order to minimize ceiling and floor reflections. The horn is 12" long, with a 2" round throat and a 9" x 6" rectangular mouth, and weighs 5 $\frac{1}{2}$ pounds. The lens measures 20" wide x 6 $\frac{3}{4}$ " high x 4 $\frac{1}{2}$ " deep and weighs 4 pounds. Acoustical absorption through the lens is less than 1%. Combined length of assembly is 16 $\frac{1}{2}$ "; shipping weight, 17 pounds.



USER NET. \$66.00

ENCLOSURES

Enclosures designed to house Signature Speakers have become the standard of excellence in the field of fine sound. They have a well-proportioned, "chaste" appearance, which makes them welcome in all surroundings.

Choice of standard finishes includes primavera blond (designated "B" below) and African mahogany (designated "M").

Gray Utility Finish will be furnished on any enclosure for Mahogany price less 6%.

All listed enclosures will be supplied unfinished, in either Mahogany or Blond Wood, at listed price less 6%.

All listed enclosures will be supplied in Oak, Walnut, Birch or Maple Woods, with our standard finishes or according to your finish sample supplied us, at Mahogany listed price, plus 15%.

MODEL C34 BACK-LOADED CORNER-CONSOLE HORN

The C34 has become the most popular enclosure in the Jim Lansing Signature line. Containing a 6' exponential folded horn, it delivers an extra octave of clean,

flat bass. Corner placement is not required. From 150 c.p.s. on down, energy from the back of a 15" speaker radiates through the horn. Above 150 cycles, the speaker acts as a direct radiator. Used with the 001 two-way System, the C34 is, of course, most satisfactory. However, the Signature D130 Extended Range Speaker makes an excellent initial installation. Later the N1200 Dividing Network and the 175DLH Assembly can be added to the D130 to make a perfectly balanced two-way system.

Height .39 3/4" For Use with
Depth .22 1/2" Signature . D130
Width .23 3/4" Speaker or 001 System
Shipping Weight
(Without Units) .90 lbs.
USER NET. .M—\$135.00 USER NET. .B—\$138.00

H5039 RECTANGULAR HORN

This is the same horn found in the 537-509 Assembly and is used with the 375 Driver in The Hartsfield. Shipping weight, 9 lbs.
USER NET. . \$33.00


H208 HORN EXTENSION

This accessory is used with a D208 Extended Range Speaker in The Hartsfield. The back of the D208 is mounted to the throat of the horn extension. Mouth of the horn is attached to the throat opening in The Hartsfield over which a 150-4C is normally mounted.
USER NET. . \$40.08

10BD CAVITY COVER ASSEMBLY

When converting from a 208DH System to an 085 System in The Hartsfield, this cover is used to seal off low frequency compartment from high frequency compartment.

USER NET. . \$7.50



MODEL C30 THE HARTSFIELD

Built to house the finest sound components ever made available to lovers of high fidelity sound, The Hartsfield is an enclosure of new, patented

design. The complex exponential horn path religiously follows the specifications laid down by the engineer-designer. A serpentine Koustical Lens with wide horizontal and narrow vertical pattern is an integral part of the cabinet. The Hartsfield may be purchased progressively beginning with an inexpensive D208 eight-inch speaker and H208 Horn Extension. Later, the 085 Kit may be installed.

Height without Toe-Kick 45 3/4"
Width 47"
Depth of Enclosure 24 1/2"
Depth from Front of Enclosure to Wall Corner 31 1/2"
Shipping Weight without Units 199 lbs.
Shipping Weight with 085 System Installed 250 lbs.
For Use with Signature Systems . . 085 or 208DH
USER NET. .M—\$309.00 USER NET. .B—\$318.00



MODEL C35 & C37 CONSOLE REFLEX ENCLOSURE

This makes a superb enclosure for Signature units because it is precision made and assembled without compromise. The C35 we sincerely believe,

is one of the best reflex enclosures ever made. It shows off to excellent advantage the acoustical merits of Jim Lansing Signature Speakers. Can be used with either Extended Range Units or Two-Way Systems.

C35	C37	Use with Signature
Height .38 1/2"	30 1/4"	D130 Speaker or
Depth .16"	16"	D131 Speaker or
Width .23 7/8"	36"	001 System or
Shipping Weight	050 System	
(Without	D123	
Units) .69 lbs..	69 lbs..	

C 35 M—\$96.75 B—\$103.20 C 37 M—10 4.00 B—110.
Model C37 is the new low-boy version of the C35



MODEL C31 FRONT-LOADED CORNER HORN


Two fifteen-inch Low Frequency Units with large combined piston area, plus precise exponential curves built into the molded plywood horn are responsible for

the crisp, clean bass received from the C31. Energy from the back side of the 15" units is fed into two separate, carefully designed bass reflex chambers for additional low-end speaker loading.

Height .49" For Use with
Depth .28" Signature
Width .37 1/2" System . . 050
Shipping Weight
(Without Units) .157 lbs.
USER NET. .M—\$240.00 USER NET. .B—\$247.50

MODEL C36 & C38 GENERAL PURPOSE ENCLOSURE

Here in minimum volume is a reflex enclosure engineered to deliver full-range response when used with the Signature D208 Extended Range Speaker. The C36 may also be used with the D130,



D123, D131 Extended Range Speakers.

Height	C36	C38	Shipping Weight
Without			(Without
Legs .23 3/4"	19 3/8"	19 3/8"	Units) .47 lbs.
With Legs 29 1/2"	26"	26"	Use with Signature .
Depth .15 7/8"	15 7/8"	15 7/8"	D208 Speaker
Width .19 3/4"	23 3/4"	23 3/4"	D130 Speaker
			D131 Speaker
			D123

USER NET. .C36 \$51.30 C 38 \$54.00
Model C38 is the new low-boy version of the C36

MODEL C33 CORNER REFLEX ENCLOSURE

Add the excellence of Signature design, craftsmanship, and integrity to the natural superiority of corner placement and from this corner-reflex enclosure emerges clean, crisp, magnificent reproduction.

Height .49" Use with Signature .
Depth .17" D130 Speaker or
Width .35" 001 System or
Shipping Weight 050 System
(Without Units) .80 lbs.

USER NET. .M—\$117.00 USER NET. .B—\$120.00

MODEL C32 CORNER REFLEX ENCLOSURE

This enclosure has more volume than the C33, and therefore has a flatter, cleaner low end.

Height .49" Use with Signature .
Depth .23" D130 Speaker or
Width .36" 001 System or
Shipping Weight 050 System
(Without Units) .120 lbs.
USER NET. .M—\$147.00. USER NET. .B—\$150.00



SIGNATURE DIVIDING NETWORKS



Jim Lansing Signature Networks are the only units available with impedance compensating circuits for smoothest possible response. Built with top quality parts for long term stability.

Catalog Number	User Net	Crossover (c.p.s.)	Nominal Impedance (ohms)	Attenuation (per octave)	Mechanical Switching	Dimensions	Shipping Weight (lbs.)
N1200	\$35.25	1200	16	12db	3 posit. 0.3-6 db (flat)	4 1/2 x 6 1/4	9
N 500	\$84.00	500	16	4 db in 1 db steps by shifting strapping bar	3 posit.	6 x 8 x 6	16
N 500H	\$76.50	500	16	12 db	0.3-12.7 db	4 1/2 x 6 1/4	9



**MODEL C550
REAR-
LOADED
FOLDED
HORN**

Designed originally for behind-the-screen installations in small theaters, the massive 550 has folded exponential horn path 8' long.

Area of the horn mouth is 8½ square feet. With a long, slow taper rate; smooth, flat reproduction of low frequencies — without boom or hangover — is achieved. The horn is coupled to the rear surface of two 15" low frequency units. Above the acoustical crossover point of 175 c.p.s. the speakers act as direct radiators. Available only in blond or mahogany veneer, and rough black theater finish. If utility gray finish is required, price will be the same as that for mahogany.

Height . 50½"
Depth . 29¾"
Width . 35¾"
Horn Path . 8'
Shipping Weight (Without Units) . 213 lbs.
USER NET . . M — \$264.00 USER NET . . B — \$285.00
USER NET . . B1K — \$192.00

**MODEL C435
BACK-
LOADED
FOLDED
HORN**

A theater-type horn, the C435 is similar to the C550 but is designed to house only one low frequency unit with a consequent reduction in cabin-

et width. The slow taper rate and generously long horn path result in good clean bass fundamentals. Furnished in flat black theater finish only.

Height . 48"
Depth . 24"
Width . 24"
Horn Path . 8'
Shipping Weight (Without Units) . 100 lbs.
USER NET . . B1K — \$84.00

**MODEL C31H
HORN**

The exponential horn found in the C31 enclosure is available by itself for built-in custom installations.

Height . 46"
Depth (with speakers installed) . 25"
Width 34"
USER NET . . \$75.00

Shipping Weight (Without Units) . 40 lbs.
For Use with Signature System . . 050

KIT NO.	001	050	080	081	083	085	086	087	208DH
USER NET	226.50	299.25	585.00	471.00	564.00	417.00	442.50	450.00	66.00
SHIPPING WEIGHT	41	59	122	102	102	79	79	85	20
COMPONENT PARTS INCLUDED									
	N1200	130B	150-4	N500	150-4	N500H	N500H	N500	H208
	175DLH	N1200	N500	375	N500	375	375	375	
	175DLH	375	537-500	375	H5039	537-509	537-509		
			537-500	537-509	10BD				

ENCLOSURES	FRONT LOADED FOLDED HORNS OTHER THAN C30									
	C30									
C31		•								
C32	•	•								
C33	•	•								
C34	•									
C37-C35	•	•								
C550		•	•		•					
C435	•				•				•	
C31H		•								

HOW TO ORDER ENCLOSURES WITH AND WITHOUT KITS

When ordering Jim Lansing Signature Systems installed in enclosures, simply combine the catalog numbers of the various units desired. First list the enclosure number; follow it with speaker or kit number. If the kit is to be installed by the factory, write a "D" in front of the numbers. If the enclosure only, with conversion pieces for any installation is desired, simply write "C" in front of the enclosure model number. (The only exception to this is the case of a C35 with baffle cut for a 050 system. This would be indicated as C35050 and is a "special order" item.) Write out in full the finish desired after the number.

Examples: D34001 BLOND indicates a Model 34 Back-Loaded Folded Horn with blond primavera finish, with a 001 kit installed by the factory.

C35 MAHOGANY indicates a Model 35 Reflex Enclosure with baffle cut to accommodate either a D130, D131 or 001; African mahogany finish.

JAMES B. LANSING SOUND, INC. producers of precision transducers
2439 Fletcher Drive • Los Angeles 39, California