



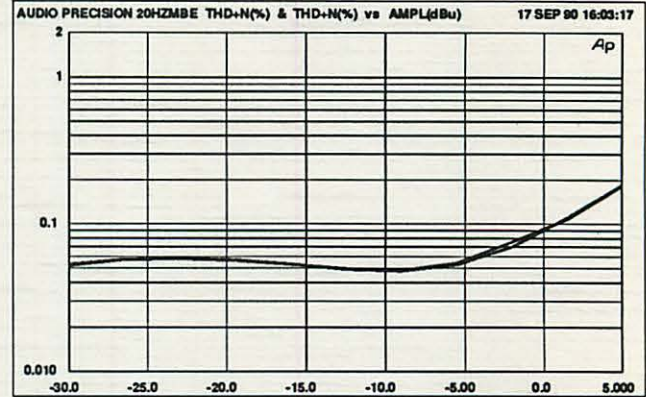
**BAUER COMMUNICATIONS, INC.**

MIC split  
150:150:150:150  
+10dBu

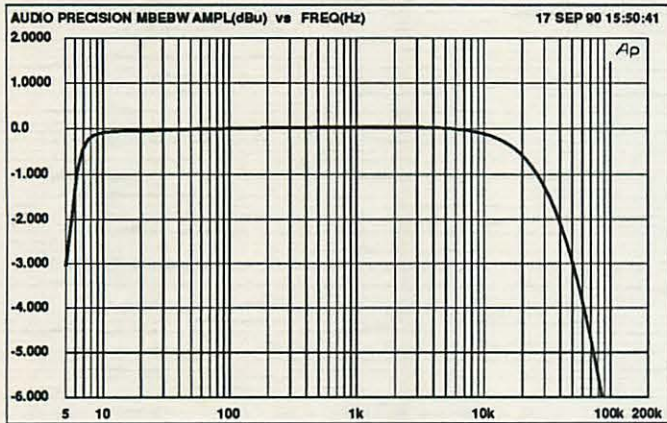
**PRECISION TRANSFORMERS**  
By Reichenbach Engineering

# RE-MB-E

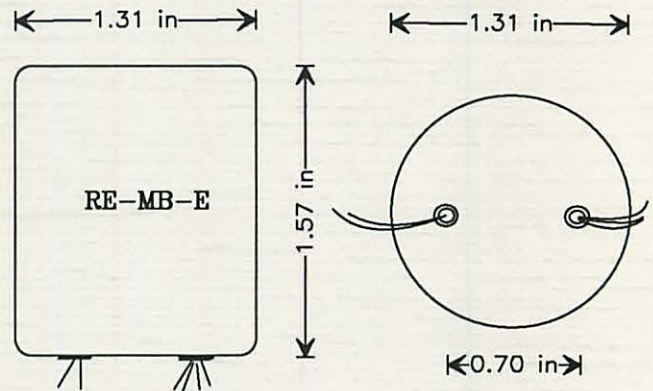
## MICROPHONE BRIDGING TRANSFORMER



**RE-MB-E 20HZ DISTORTION**

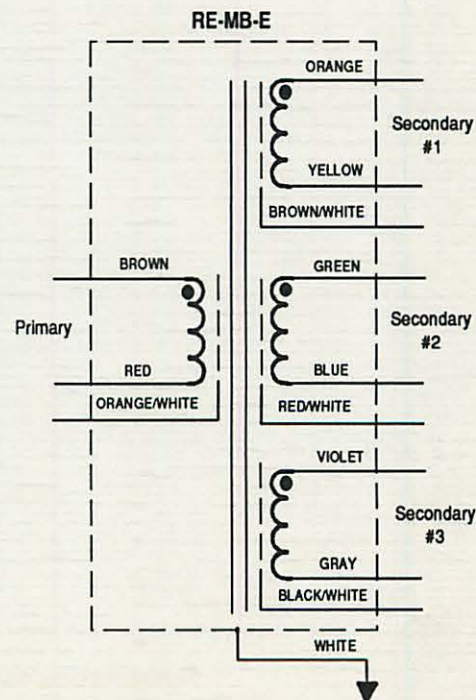


**RE-MB-E MAGNITUDE RESPONSE**



- Impedance Ratio: 150 to 150 / 150 / 150 ohms
- Turns Ratio: 1:1:1:1
- 20Hz Max Input Level: +10 dBu
- Bandwidth (-3db point): 48 kHz
- Magnetic Shield: 30db case with separate lead (wht)
- Faraday Shield: 4 with separate leads, (Orn/Wht) Pri. (Brn/Wht) Sec., (Red/Wht) Sec (Blk/Wht) Sec.
- Recommended Load: 1K to 2K ohms.
- Recommended RC network: None

**NOTE:** All transformers formerly sold under the *Jensen Transformers* name are the design and manufacture of Reichenbach Engineering. Specifications subject to change without notice or obligation.



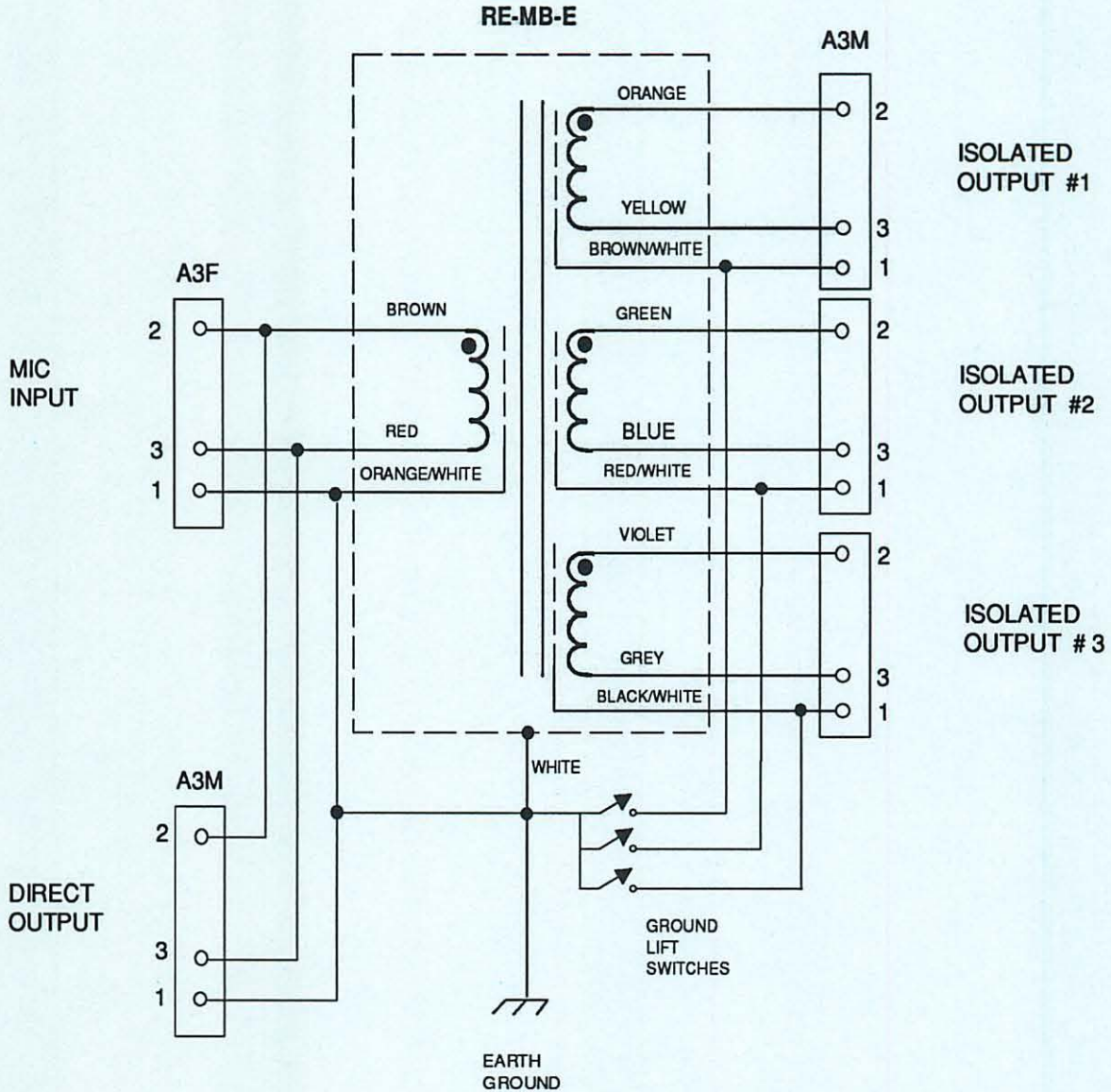
©1991 BCI



**BAUER COMMUNICATIONS, INC.**

# PRECISION TRANSFORMERS

By Reichenbach Engineering



**HOOK-UP DIAGRAM FOR THE RE-MB-E**

Please note pin #1 of the microphone input is the shield. This is also the microphone case and the phantom power ground reference. For your protection connect this point to earth ground. Please obey all local wiring codes.

Phantom power is provided by the mixer which terminates the microphone directly via the direct output.