



**audio  
equipment**

**am4a  
mixer modules**

## am4a mixer assembly

Langevin's new AM4A offers a totally new concept in a sophisticated sound mixer. The building block concept of the AM4A lets you buy only the channels you need. Just unpack, connect your input and output lines, drop in the modules . . . and you're ready to go.

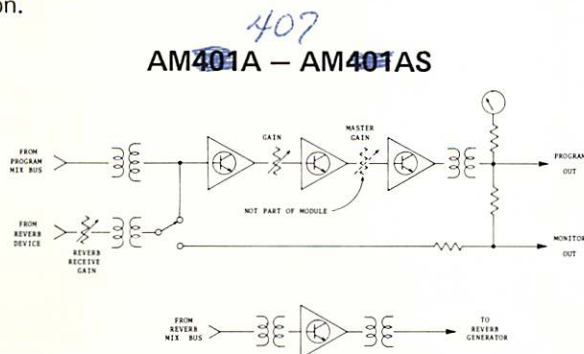
Each block is a pre-wired, plug-in module. Pre-amplifier, line amplifier modification groups, and multi-channel gain control modules are available . . . and each channel provides true fidelity of sound.

Priced well within the range of the most modest budget, the basic AM4A starts at less than \$3,500.00

The entire assembly is pre-wired and ready to accept additional facilities as needed . . . offering simplified expansion capabilities tailored to the individuals' requirements.

If you need real flexibility in a sound mixing system . . . then you'll want the AM4A . . . check the specifications and see why the AM4A carries on the Langevin tradition . . . the finest name in professional sound equipment.

A custom panel arrangement can be created to serve your special needs, simply consult the current price list for the available custom construction parts or ask your Langevin representative for personal assistance. A rack adapter allowing for the application of 8 modules will be available soon.



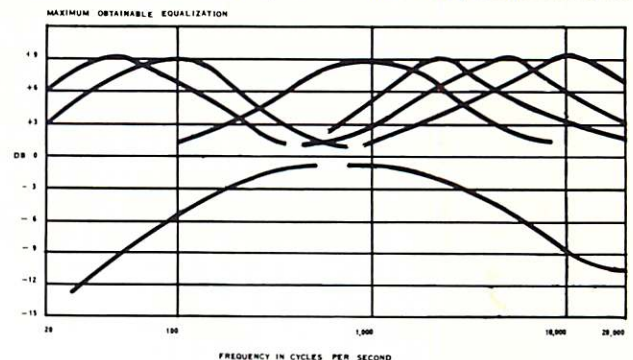
**BLOCK DIAGRAM OF AM401 INPUT MODULE**

407

### PRE-AMPLIFIERS & PROGRAM AMPLIFIERS

ADDITIONAL INSTRUCTION BOOKS  
FOR MORE DETAILED ENGINEERING  
APPLICATION ARE AVAILABLE UPON REQUEST

Typical curves for AM401A Equalizers — they are almost identical to the LANGEVIN EQ251 equalizer — an industry accepted standard.



### SYSTEM SPECIFICATION MIXER AND PROGRAM AMPLIFIERS

**FREQUENCY RESPONSE:** Without LF or HF equalization,  $\pm 1.0$ db, 20 Hz to 20 KHz.

**TOTAL HARMONIC GENERATION:** Practically unmeasurable at VU meter levels of either +4dbm or +8dbm. Not over 0.3% over the range 30 Hz to 15 KHz @ output level of +22 dbm. Not over 0.1% @ 1 KHz @ +22dbm.

**NOISE GENERATION:** Without LF or HF equalization, not to exceed a level of -122 dbm input equivalent.

### THE PANEL MODULES

All panel modules are designed for sound reinforcement and recording applications and contain all the active circuitry of the AM4A. Terminals are provided for inputs to external power amplifiers. Panel modules measure 2-3/16" x 15" and plug into pre-wired connectors within the mixer assembly . . . expansion capability is limited only by the audio requirements of the studio.



# am4a mixer modules

## am401 input module

- OUTPUT ASSIGN (push-push). Not interlocked.**
- SOLO (push momentary) For rehearsals. When depressed, all channels go dead except the one with the depressed button.**
- INPUT ATTEN DB (interlocked) One-down-at-a-time. Prevents overdrive.**
- HF (interlocked) Selects HF equalization boost peak frequency. 3, 5, 10 KHz.**
- DEGREE OF HF EQUALIZATION (rotary) HF boost and attenuation.**
- LF (interlocked) Selects LF equalization boost peak frequency. 50 Hz, 100 Hz, 1 KHz.**
- DEGREE OF LF EQUALIZATION (rotary) LF boost and attenuation.**
- REVERB POINT, B and A (interlock) Before or after mixer control.**
- REVERB SEND (stepless) NOTE: OUTPUT ASSIGN switches, top of panel, switch reverb and program.**
- MIX (stepless) For channel gain.**

## SYSTEM SPECIFICATIONS

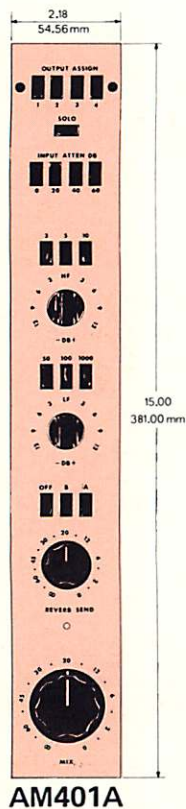
(Specifications meet ASA and NAB requirements and are for a complete mixer assembly and not for individual modules).

**INPUT Z:** For sources between 150 and 600 ohms. All specifications given are for 250 ohm source. The true input impedance is approximately 2400 ohms. Input is to input transformer, not grounded.

**INPUT LEVEL:** 60 db signal to noise can be maintained with input level as low as -62 dbm. Proper operation of input attenuation buttons prevents overload with levels as high as +27 dbm. Any signal ranging from low level microphones to outputs of lines or tape recorders may be accommodated.

**POWER REQUIREMENTS:** 45 to 50 V DC @ 0.30 to 35 MA. Each AM401A module.

**NOTE:** AM451A is available with only output assignment switches, input attenuator, and rotary mixer. It is offered for sound reinforcement for radio and television applications.



AM401A



AM421A



AM431A



AM441A



AM461A



AM401AS



AM431AS



AM441AS



AM451AS



AM461AS

### AM401AS STRAIGHT LINE MIXERS

The straight line attenuator models are mechanically and electrically interchangeable with the rotary type. Only the AM421 is not offered, as space limitations prohibit the combination of both a straight line mixer and the cue switch.

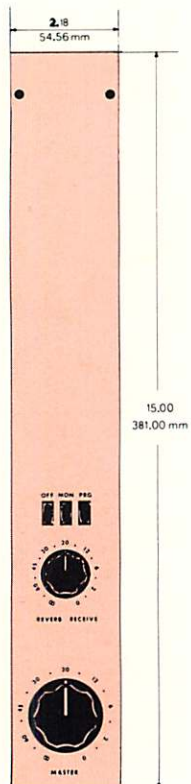
Additional modules and variations are presently being designed to meet the specific needs of radio and television studios and special top quality sound reinforcement systems. Please let us know what you require so we can help you achieve the ultimate in modern sound.



audio  
equipment

am4a  
mixer modules

AM407 PROGRAM AMPLIFIERS



AM407A



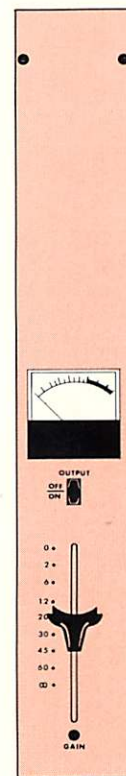
AM407AS



AM417A



AM457A



AM457AS

program modules

The AM407 module receives the outputs of various input modules. Circuitry between modules is pre-wired within the AM4A assembly.

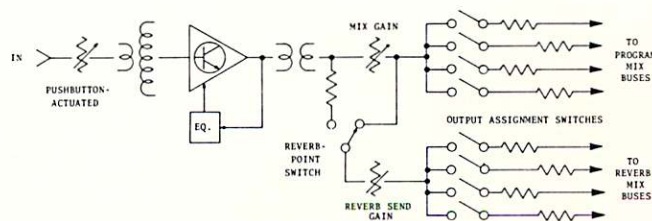
"Reverberation Point" switches are also provided on this module. When the "MON" button is depressed . . . reverberation will be heard in the monitor only (provided there is an external reverberation chamber or generator). This feature allows recording without reverb although reverb monitoring may be desired. The AM407 has gain and reverb receive controls.

SYSTEM SPECIFICATIONS

- MAXIMUM OUTPUT LEVEL: +22 dbm
- MAXIMUM INPUT LEVEL: 4.5 mv @ 4,000 ohms or less
- STANDARD OUTPUT LEVEL: +4 dbm or +8 dbm, according to VU meter attenuator strapping (located on rear of meters).
- OUTPUT IMPEDANCE: 600 ohms
- REVERB RECEIVE: +4 dbm, bridging 600 ohms @ 10,000 ohms.
- MONITOR & REVERB SEND: -20 dbm, or use an AM419 module to +4 dbm.
- POWER REQUIREMENT: 45 V DC @ 50 MA.

Any 407 module may be outfitted with an output VU meter for an additional \$30.00.

LANGEVIN  
1801 East Carnegie Avenue, Santa Ana, California 92705  
(714) 546-8830



BLOCK DIAGRAM AM407A

NOTE: The cue versions have an extra "make or break" contact on the cue switch to control external equipment.

YOUR LANGEVIN PRODUCT SOURCE: