



Langevin

1801 EAST CARNEGIE AVENUE • SANTA ANA, CALIFORNIA • PHONE (714) 546-8830


ACCESSORIES FOR *Langevin* Solid State Broadcast and Recording Equipment



TRAY
TRY 6




TRAY
TRY 7



TRAY
TRY 23

Finish is gold iridite


MODEL	USED WITH	APPROX. SIZE (d x w x h)	APPROX. SHIP WT.
TRY 6	AM15, AM16	9 ³ / ₄ x 1 ¹ / ₂ x 2"	1 lb.
TRY 7	AM17, PS222	12 ⁷ / ₈ x 2 ³ / ₄ x 3 ¹ / ₈ "	1 ¹ / ₂ lbs.
TRY 23	PS 221	15 x 6 ¹ / ₄ x 1 ⁷ / ₈ "	6 lbs.



RACK CABINET
RC612


Mounts 12 AM16 amplifiers. Has integral trays and includes all plug receptacles. Finish is gold iridite except exposed surfaces which are Langevin light gray baked-on enamel.

Size: 11" d. x 19" w. x 1¹³/₁₆" h.
Width of RC612 chassis 16".
Approx. shipping weight: 8 lbs.




APPARATUS BLANK
AB16

Uses space of one AM16 amplifier in RC612 rack cabinet when full number of amplifiers is not installed. Finish is Langevin light gray baked-on enamel. Approx. shipping weight: ³/₄ lb.




**RACK CABINET
RC76**

Mounts any combination of up to 4 AM17 or PS222
Shipped in knocked-down form, complete with 4 TRY 7
TRAYS. Finish is gold iridite.
Approx. shipping weight: 10 lbs.




**MAT PANEL
MP76 - MP23**

MP76 covers front of RC-76.
Size: 19" wide x 5 1/4" high.
MP23 covers front of MF-23.
Size: 19" wide x 8 3/4" high.
Finish is Langevin dark grey baked enamel: shipping
weight approx. 5 lbs.




**APPARATUS BLANK
AB17
AB23**

AB-17 used to cover one empty space in RC76 rack
cabinet. Fits over mat panel MP76. Finish is Langevin
dark grey baked-on enamel.
AB23 used to cover empty space in MF23. Fits over
mat panel MP23. Finish is Langevin dark grey baked-
on enamel.
Approx. shipping weight: 1 lb. either piece.



**MOUNTING FRAME
MF23**


Used for rack mounting one or two TRY23. Shipped
in knocked-down form. Finish is gold iridite.
Size: 16" d. x 19" w. x 8 1/8" high.
Requires 8 3/4" panel space.



**MAT PANEL
MP35A**

Used to cover rack installed, rear access TRY 23.
Finish is Langevin dark grey baked-on enamel.
Size: 19" w. x 8 3/4" h.
Approx. shipping weight: 3 1/2 lbs.


Langevin



Equalizers & Filters Rotary, Straight Line & Fixed

GENERAL

- **L/C/R Passive Circuits**
No power requirement
Toroidal coils provide minimum hum pickup
+14 dbm (maximum) line level input
- **Rotary & Straight Line Units**
Silver brushes
Contact noise virtually eliminated; extended life
Printed contact boards heavily plated with silver
Smooth operation — low drag
- **Straight Line Units**
Carriage moves on precision ground stainless steel shaft
Variable high-low equalization and attenuation
Effective control at subjectively important points of audio range
- **Rotary Units**
Permanently lubricated within dust-proof enclosure
Stainless steel shaft
Low friction
Long life, non-seizing
- **Fixed Units**
Conserve space — 1 7/8" w. x 2 1/2" h. x 1 3/4" d.
Professional appearance in service and test



TYPES

Straight Line:

EQ251A } Program Equalizer
EQ252A }
EQ270A } Graphic Equalizers

Rotary:

EQ255A }
EQ255B } Sound Effects Filters
EQ259A }

Fixed:

HP50 }
HP70 } High Pass Filters
HP80 }

LP8 }
LP15 } Low Pass Filters

EQ257A RIAA Equalizer

EQ260 }
EQ261 }
EQ262 }
EQ263 } Rotary Equalizers
EQ265 }
EQ266 }


EQ258A Program Equalizer

GENERAL NOTES:

(1.) UNITS ARE 600 OHMS IN AND OUT.

(2.) KNOBS, DIALS, ESCUTCHEONS, ETC., NORMALLY SUPPLIED WITH ROTARY AND STRAIGHT LINE UNITS, UNLESS CUSTOMER SPECIFIES OTHERWISE.

Langevin Straight Line Equalizers



EQ251A

PROGRAM EQUALIZER

- VARIABLE EQUALIZATION AT 6 IMPORTANT POINTS
- TWO ROTATING CAM SWITCHES FOR HIGH AND LOW FREQUENCY SELECTION
- IDEAL FOR INSTALLATION ON COMPACT CONTROL PANELS

BRIDGED T

14 DB INSERTION LOSS

ROTATING CAM SWITCHES, TWO, FOR SELECTION OF 40 OR 100 CPS AND CHOICE OF 3, 5, 10 OR 15 KCPS

12 DB MAXIMUM BOOST OR 16 DB MAXIMUM ATTENUATION (AT SPECIFIED FREQUENCIES) IN 2.0 DB STEPS

PLUG CONNECTOR (ON REAR)

BLACK MATTE ESCUTCHEON, ENGRAVED

REQUIRES ONLY 1 1/2" x 3 1/2" PANEL SPACE (5 1/2" DEEP, NOT INCLUDING PLUG)

EQ252A

GRAPHIC EQUALIZER

- VARIABLE EQUALIZATION AT 7 CENTER FREQUENCIES
- SMOOTH CURVE AT ANY SETTINGS OF LEVERS

BRIDGED T

16 DB INSERTION LOSS

SEVEN VARIABLE SECTIONS: CENTER FREQUENCIES AT 50, 130, 320, 800, 2000, 5000 AND 12500 CPS

8 DB MAXIMUM BOOST OR 8 DB MAXIMUM ATTENUATION (AT SPECIFIED FREQUENCIES) IN 2.0 DB STEPS

TURRET-LUG TERMINALS

BLACK MATTE ESCUTCHEON, ENGRAVED

REQUIRES ONLY 3 1/2" x 10" PANEL SPACE (5 5/8" DEEP)




EQ270A

GRAPHIC EQUALIZER


SIMILAR TO EQ252A, BUT DESIGNED FOR RACK MOUNTING

LIGHT GRAY PANEL, ENGRAVED

REQUIRES 3 1/2" x 19" PANEL SPACE (5 5/8" DEEP)



Langevin Rotary Equalizers



2 1/4" DIAMETER x 4 7/8" DEEP (MAXIMUM)

EQ261 DIALOGUE-MUSIC EQUALIZER

REDUCES LOW FREQUENCIES ON DIALOGUE; DIMINISHES "ROOM RUMBLE", HUM AND OTHER LOW FREQUENCY NOISE

ZERO INSERTION LOSS
20 DB MAXIMUM ATTENUATION, IN 5.0 DB STEPS AT 100 CPS
CLOCKWISE ROTATION INCREASES ATTENUATION

EQ263 HIGH FREQUENCY VARIABLE EQUALIZER

REDUCES HIGH-FREQUENCY RESONANCES; CORRECTS EXCESSIVE SIBILANCE; ATTENUATES HIGH-FREQUENCY DISTORTION DUE TO OVERLOADING

ZERO INSERTION LOSS
16 DB MAXIMUM ATTENUATION, IN 2.0 DB STEPS AT 10 KCPS
CLOCKWISE ROTATION INCREASES ATTENUATION

EQ266 HIGH FREQUENCY VARIABLE EQUALIZER

PROVIDES ADDITIONAL HIGH-FREQUENCY RESPONSE; COMPENSATES MANUALLY FOR DISC-RECORDER LOSSES DUE TO SMALL RECORDING-GROOVE DIAMETERS

14 DB INSERTION LOSS
12 DB MAXIMUM BOOST, IN 2.0 DB STEPS AT 10 KCPS
CLOCKWISE ROTATION INCREASES BOOST

EQ260 3000 CYCLE VARIABLE EQUALIZER

PROVIDES ADDITIONAL RESPONSE IN THE 3000 CPS REGION; INCREASES INTELLIGIBILITY AND PROVIDES CORRECTIVE BALANCE WHERE LOWER FREQUENCIES ARE OVER-EMPHASIZED

8 DB INSERTION LOSS
8 DB MAXIMUM BOOST, IN 1.0 DB STEPS AT 3000 CPS
CLOCKWISE ROTATION INCREASES BOOST

EQ262 5000 CYCLE VARIABLE EQUALIZER

CORRECTS LOSSES IN THE 5000 CPS RANGE; INCREASES TONAL BALANCE AND SIBILANCE; PROVIDES "PRESENCE"

8 DB INSERTION LOSS
8 DB MAXIMUM BOOST, IN 1.0 DB STEPS AT 5000 CPS
CLOCKWISE ROTATION INCREASES BOOST

EQ265 LOW FREQUENCY VARIABLE EQUALIZER


PROVIDES ADDITIONAL LOW-FREQUENCY RESPONSE; EXTENDS RANGE OF EQUIPMENT IN LOW-FREQUENCY REGION; EQUALIZES TONAL BALANCE OF "THIN" PROGRAM MATERIAL

14 DB INSERTION LOSS
12 DB MAXIMUM BOOST, IN 2.0 DB STEPS AT 100 CPS
CLOCKWISE ROTATION INCREASES BOOST


EQ258A

PROGRAM EQUALIZER

SAME ELECTRICAL SPECIFICATIONS AS EQ251A, BUT DESIGNED FOR RACK MOUNTING
LIGHT GRAY PANEL, ENGRAVED
REQUIRES 3 1/2" x 19" PANEL SPACE (5" DEEP)



Langevin Rotary Filters



EQ255A VARIABLE HIGH PASS FILTER EQ255B VARIABLE LOW PASS FILTER

- INDEPENDENT HIGH AND LOW PASS UNITS
- EACH UNIT USES NO MORE SPACE THAN A ROTARY EQUALIZER
- OVERLAPPING CUT-OFF FREQUENCIES PROVIDE MAXIMUM FLEXIBILITY
- FLAT RESPONSE, EXCEPT AT CUT-OFF POINTS
- NO HUM OR EXTRANEIOUS NOISE PICKUP

CONSTANT K
ZERO INSERTION LOSS
SOLDER-TERMINAL CONNECTIONS (ON REAR)
2 1/4" DIAMETER x 4 7/8" DEEP

EQ255A POSITIONS, ELEVEN: "OFF" (FULL FREQUENCY TRANSMISSION), CUT-OFF FREQUENCIES 70, 100, 250, 500, 1000, 2000, 3000, 4000, 5000, AND 7500 CPS

EQ255B POSITIONS, ELEVEN: "OFF" (FULL FREQUENCY TRANSMISSION), CUT-OFF FREQUENCIES 10000, 8000, 6000, 5000, 4000, 3000, 2000, 1000, 500 AND 250 CPS

EQ259A VARIABLE HIGH AND LOW PASS FILTER

COMBINES EQ255A AND EQ255B ON A SINGLE PANEL, FOR RACK MOUNTING
LIGHT GRAY PANEL, ENGRAVED
INCLUDES "IN" AND "OUT" KEY
REQUIRES 3 1/2" x 1 9" PANEL SPACE (5 5/8" DEEP)



Fixed Filters & Equalizers

- 3 DB DOWN AT CUT-OFF FREQUENCIES
- 1 7/8" w. x 2 1/2" h. x 1 3/4" d.

LIGHT GRAY BAKED ENAMEL FINISH

LOW PASS FILTERS

ZERO INSERTION LOSS
ONE FULL SECTION CONSTANT K, AND TWO M-DERIVED HALF SECTIONS

MODEL	CUT-OFF FREQUENCY
LP8	8 KCPS
LP15	15 KCPS



HIGH PASS FILTERS

ZERO INSERTION LOSS
ONE FULL SECTION CONSTANT K

MODEL	CUT-OFF FREQUENCY
HP50	50 CPS
HP70	70 CPS
HP80	80 CPS

EQ257A RIAA EQUALIZER

- PRODUCES THE DESIRED RIAA CURVE CHARACTERISTICS
- USED FOR PLAYBACK OF PHONOGRAPH RECORDS

20 DB INSERTION LOSS
RIAA EQUALIZATION