

MULTI-CHANNEL DRIVER AMPLIFIER

BY
Langevin

SOUND SYSTEMS EQUIPMENT

TYPES 3102-D ... 3102-H




Figure 1 --- Langevin Type 3102-D amplifier consisting of four Type 103-A pre-amplifiers (at right), one Type 102-F line amplifier (center) and one Type 201-B power supply (at left).

The Langevin Type 3102 amplifiers are multi-channel driver units suitable for use as the pre-amplifier -- line amplifier input stages in sound systems installations.

Designed to feed directly into a power amplifier (i.e. Langevin Type 101-D) or a program buss which feeds a bank of power amplifiers, the 3102 series provides four pre-amplifier input channels, a master mixing stage, a line amplifier, and a self-contained power supply. It is an ideal unit to use for feeding a line connecting a remote microphone location with a central power amplifier control room.

Two types are available in this series -- one, Type 3102-D, is equipped with four pre-amplifiers for low impedance microphones and phonograph pick-ups; the other, Type 3102-H, is equipped with four pre-amplifiers for high impedance microphones.

Volume Controls

Provisions have been made for electronic gain control of each of the pre-amplifier input stages and of the master control stage. Connections are available for inserting a 4000 ohm volume control in the cathode circuit of each of the pre-amplifiers and a 1700 ohm control in the cathode circuit of the master control stage. These controls can be mounted locally or at remote points up to a maximum distance of 5,000 feet.

The controls are not supplied with the amplifier; they must be ordered separately. For the remote control of volume, all necessary equipment is available in the Langevin Type I-A Remote Control Unit (see Figure 2, reverse side).

37 WEST 65th STREET, NEW YORK 23, N. Y.

LANGVIN MANUFACTURING CORPORATION

480 WEST 34th STREET, NEW YORK 1, N. Y.

Langevin



The equipment herein described is licensed under U. S. patents of the A. T. & T. Co. and the Western Electric Company.

TYPES 3102-D ... 3102-H

Mounting Details

The 3102 series amplifiers are designed for rack mounting and occupy 10 1/2 inches of standard 19" equipment rack space. For installations where equipment racks are not utilized, a Langevin Type 201-A cabinet (see Figure 3) is available. This cabinet has provision for wall, shelf or ceiling mounting.




Figure 2 - Type 1-A Remote Control Unit

A complete wired assembly for the remote volume control of four pre-amplifiers and a master gain stage. Equipped with four 4000 Ohm volume controls, and one 1700 Ohm volume control (for the master gain stage). Unit is constructed of 16 gauge steel finished in baked-on aluminum grey enamel and is equipped with rubber feet.

DIMENSIONS: Height: 5 in.; Width: 9 1/2 in.; Depth: 6 1/4 inches.




Figure 3 - Langevin Type 201-A cabinet for housing Type 3102 amplifiers and other Langevin units of equivalent size. Constructed of 16 gauge bonderized steel with a dark grey baked-on enamel finish. Equipped with knockouts top and bottom for wiring conduits. Cabinet supplied with mounting brackets for attaching to wall, shelf or ceiling.

ELECTRICAL CHARACTERISTICS

Type 3102-D

(For *low* impedance microphones and phonograph pick-ups)

Consists of four Langevin Type 103-A pre-amplifiers, one Langevin Type 102-F Line amplifier with master control stage, and one Type 201-B power supply.

Source Impedance: (each microphone input) 30 or 250 Ohms.

Load Impedance: Nominal 150 or 600 Ohms.

Maximum Output Level: +28 DBM (.6 Watts).

Maximum Gain: (per channel) 100 db.

External Power Requirements: 105 to 125 Volts, 50 or 60 cycles single phase, AC.

Tube Complement: 5 - 1612 or selected 6L7; 1 - 6SJ7; 1 - 6V6GT; 1 - 5Y3 or 5U4G.

Type 3102-H

(For *high* impedance microphones)

Consists of four Langevin Type 103-C pre-amplifiers, one Type 102-F Line amplifier with master control stage, and one Type 201-B power supply.

Input Impedance: (each microphone input) 5 Megohms.

Load Impedance: Nominal 150 or 600 Ohms.

Maximum Output Level: +28 DBM (.6 Watts).

Maximum Gain: (per channel) 4 Millivolts signal required for full output.

External Power Requirements: 105 to 125 Volts, 50 or 60 cycles single phase, AC.

Tube Complement: 5 - 1612 or selected 6L7; 1 - 6SJ7; 1 - 6V6GT; 1 - 5Y3 or 5U4G.

MECHANICAL CHARACTERISTICS

Length: 18 13/16"; Width: 10 1/4" (occupies 10 1/2" of standard rack space); Height: 7 5/8".

Finish: Light grey baked-on enamel over bonderized, zincplated 16 gauge steel.

Mounting: Individual component amplifiers and power supply mounted to frame with rubber shock mounts.

Weight: Approximately 25 lbs.

Shipping Weight: Approximately 31 lbs.

37 WEST 65th STREET, NEW YORK 23, N. Y.

LANGEVIN MANUFACTURING CORPORATION

460 WEST 34th STREET, NEW YORK 1, N. Y.

Laco Bulletin No. 1030

Printed in U. S. A.

Langevin

